

Air Analysis by Class

Domestic



Serko

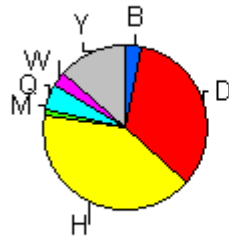
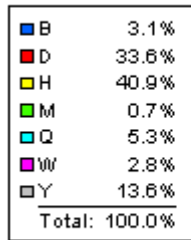
Company:	GULLIVERS	Date Type:	Transaction Date	GST:	Inclusive
Cost Centres:	Yes	Airline:	All		
For the Period:	01-Jan-01 to 31-Dec-01	Agency Branches:	All		

Airline	Class	Value	% of Spend
---------	-------	-------	------------

Gullivers Pacific

Air New Zealand

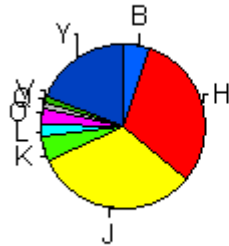
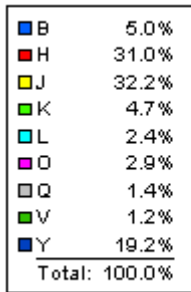
B	724.38	3.1%
D	7,935.63	33.6%
H	9,678.99	40.9%
M	170.50	0.7%
Q	1,252.60	5.3%
W	661.25	2.8%
Y	3,217.67	13.6%
Total	23,641.01	57.2%



Airline	Class	Value	% of Spend
---------	-------	-------	------------

Qantas New Zealand

B	894.18	5.0%
H	5,494.00	31.0%
J	5,710.48	32.2%
K	831.31	4.7%
L	419.00	2.4%
O	508.33	2.9%
Q	247.51	1.4%
V	219.52	1.2%
Y	3,395.64	19.2%
Total	17,719.97	42.8%



Gullivers Pacific Total

41,360.98	100.0%
------------------	---------------